

# NoteBoard



## SHORT FORM INSTRUCTIONS



Congratulations on your purchase of Datadesk's NoteBoard.

Thank you for choosing the NoteBoard. We think that you'll find the NoteBoard to be an innovative addition to your notebook computer. With the NoteBoard, you gain the comfort of a full-sized keyboard without giving up valuable desktop space. The NoteBoard also makes a great addition to a desktop computer system.

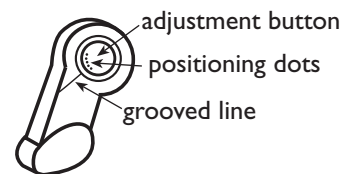
### Setting Up the NoteBoard

#### 1. Positioning the NoteBoard.

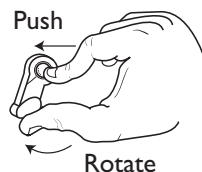
Adjust the NoteBoard's feet so that it stands over your notebook keyboard without touching the notebook. Follow Step 2 to adjust the height of the feet to a level that is comfortable for you. You can either adjust the feet so they are all at the same level or make the front feet slightly lower.

#### 2. Adjusting the feet .

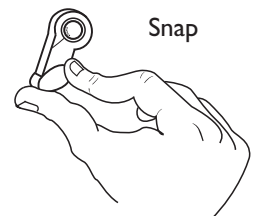
It is important to position the NoteBoard high enough over your notebook so that it does not touch your notebook's keyboard. You can do this by adjusting



the NoteBoard's feet to one of six heights. **To adjust the feet, simply push in the round adjustment button at the base of the foot and turn the foot to the desired position.**



Match the grooved line on the foot with one of the small positioning dots on the adjustment button. Each dot represents one of five positions. The sixth position is achieved by tucking the feet under the notebook, for a flat



#### IF YOU HAVE QUESTIONS:

If you need further help, please contact Datadesk Technical Support:

**PHONE: (206) 842-5480 • FAX: (206) 842-9219 EMAIL: [support@data-desk.com](mailto:support@data-desk.com)**

position. Release your finger from the button and gently move the foot until you hear it snap into place. If the NoteBoard “rocks” or is unstable, check the feet to make sure that they are all adjusted to the same level. If you are positioning the front feet lower, make sure that the front feet are at the same level, and that the back feet are also level with each other.

**Warning: Do not attempt to adjust the feet without pushing in the button at the base of each foot.**

3. Connecting the NoteBoard to your computer. Turn off your computer and plug you NoteBoard into your notebook’s PS/2 (keyboard) port (the small port with 5 pins). If you are using the NoteBoard on a desktop system, plug the NoteBoard into the PS/2 port. If your desktop computer does not have a PS/2 port, you will need a PS/2-to-AT adapter, available wherever computer accessories are sold.

**Warning: Always turn your computer OFF before connecting or disconnecting your NoteBoard.**

**Note: Some ThinkPad computers require a special adapter to connect any external keyboard. You can order this adapter from Datadesk Technologies by calling 206-842-5480 or emailing support@data-desk.com.**

## Radio & Television Interference

The NoteBoard has been tested and complies with the limits for a Class B computing device in accordance with Part 15 of the FCC Rules, which are designed to provide reasonable protection against such interference when the equipment is operated in a commercial or residential environment. Operation is subject to the following two conditions: (1) this device may not cause harmful interference, and (2) this device must accept any interference received, including interference that may cause undesired operation.

## Product Registration

You can register the NoteBoard by completing and mailing the Registration Card enclosed. To take advantage of updated information, register your new keyboard online at [www.data-desk.com](http://www.data-desk.com). Also on our website, you will find information about Datadesk Technologies, product upgrade information, news about our latest products and product trial offers.

## Technical Support

You will find quick and easy answers to almost any question at [www.data-desk.com](http://www.data-desk.com). If you have further questions, you may email us at [support@data-desk.com](mailto:support@data-desk.com). Please describe your problem in detail and tell us which operating system you are running. We will get back to you within 24 hours. We can also be reached by phone at 206-842-5480, Mon-Fri 9am-5pm (PST). Datadesk Technologies requires a Return Authorization Form to be completed for all product returns. Call Datadesk at 206-842-5480 to receive this form.

## WARNING

Use of a keyboard may cause repetitive stress injuries or other types of physical discomfort or injury. For information, please consult a qualified health professional.

**Visit our website @ [www.data-desktech.com](http://www.data-desktech.com)  
for technical information, or email us at [support@data-desk.com](mailto:support@data-desk.com)**

